

Objective

To offer a convenient vehicle for investing in an international portfolio of equity mutual funds, which are anticipated to provide the best opportunities for capital growth.

Investment Policy

To invest in a diverse range of top performing offshore equity mutual funds as well as a number of indexed products in order to control overall costs.

Investment Process

A quantitative analysis of fund performance is undertaken relative to peer groups to ensure the consistency of performance. This is followed with a qualitative analysis to understand the manager's philosophy, process and style.

Fund Review

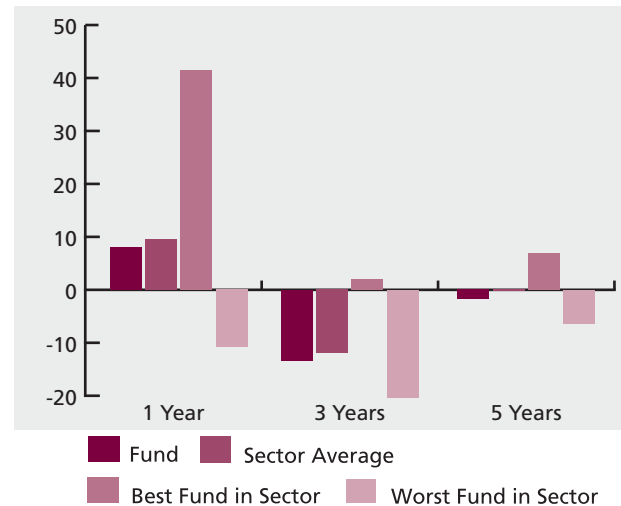
The net asset value (NAV) per share of the Fund jumped from \$9.46 to \$8.49 over the quarter, a decrease of 10.25%; against a benchmark return of -12.67%. In the final quarter the major indices had USD returns of: S&P 500: -11.86%, Bloomberg European 500: -14.59% and the Nikkei 225 -10.71%.

Global Equities face increasing faced extreme swings during the quarter. Major economic indicators have signalled a recovery from the Abyss of 2009 but have raised questions to its strength and sustainability. Global Stimulus measures have worn off and recent Major Government language have us thinking the Stimulus part 2 may be in the works. Eurozone Liquidity actions have abated fears of a total meltdown in the area, however its still unclear how Austerity measures will be met by the working public. If Greece is an indication; uncertainty in the region could continue for some time.

The outperformance of The Fund is largely due to the cautious stance employed since the beginning of Q1. The reduction of European Stocks was the largest contributor of outperformance followed by the increased position in Canadian equities. Our defensive position via US large caps (IVE) has also enhanced relative performance as many US equity managers underperformed in the Quarter.

We have continue to look increase our exposure to Emerging Markets (EEM) and Canada (XIC), with long term bullish views on both. We will continue monitor these positions and add to them on dips in the markets. Within our US holdings we have added IVE(S&P 500 Value). A position in a MV Gold Miners (ETF - GDX) fund is being added to reflect our bullish view on Gold and Gold Stocks. We will again, buy on dips, as we seek to increase our weighting. We are again reviewing some of our managers as the underlying performance is not in line with our expectations.

Comparative Performance



Average Annual Compound Returns

1 Year	3 Years	5 Years	7 Years	10 Years
8.02%	-13.37%	-1.72%	-1.19%	n/a

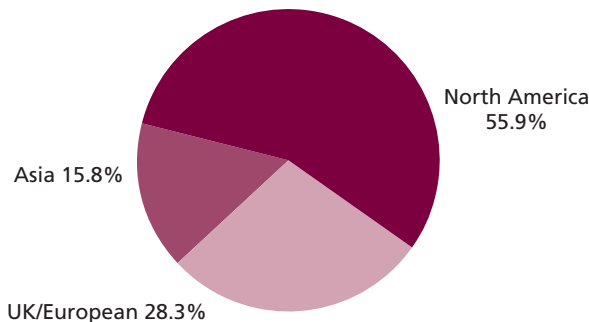
Top 10 Holdings

Rank	Holder	Fund (%)
1.	Orbis Global Equity Fund	12.0%
2.	Merrill Lynch - US Flexible Equity Fund	8.2%
3.	Fidelity European Growth Fund	7.5%
4.	Orbis Japan Equity Fund	6.1%
5.	Vanguard - Global Stock Index Fund	6.1%
6.	JPMorgan Funds - Europe Strategic Value Fund	6.1%
7.	iShares MSCI Emerging Markets Index Fund	6.0%
8.	Davis Value Fund	5.7%
9.	UBAM - Neuberger Berman US Equity Value	5.2%
10.	iShares CDN S&P TSX Capped Index	5.1%

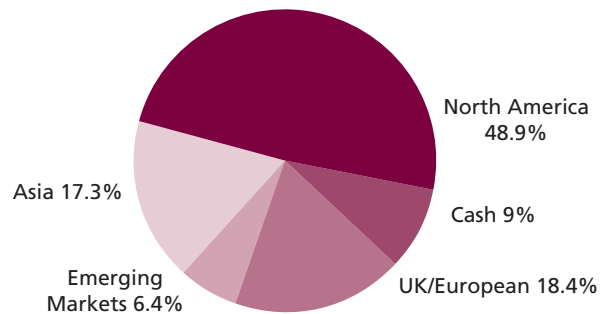
Benchmark Composition

100% MSCI World Index

Asset Breakdown Target



Asset Breakdown Actual



General Information

Currency: USD
Units Available: Accumulation
Size of Fund (millions): USD 105.21

Fiscal Year End: June 30th
Min. Investment: USD 10,000
Valuation: Thursday

Dealings: Friday
Total Expense Ratio: 1.31%
NAV per share (30.06.2010): USD 8.49

Front End Fee: None
Identifier: BUTSLEQ BH